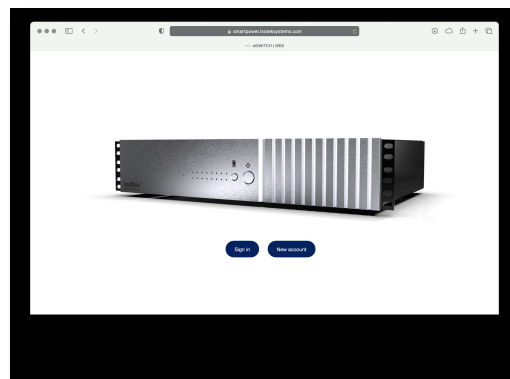


Please sign into your account at

<http://smartpower.isoteksystems.com>

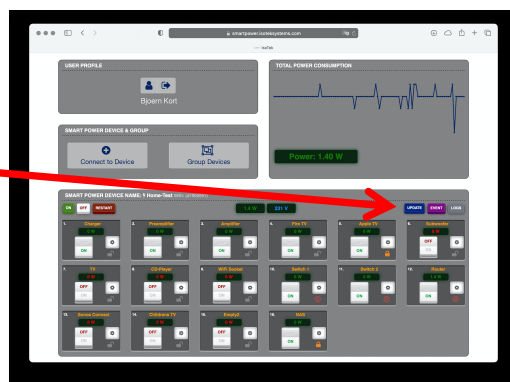
using your initially chosen email address and password combination.

If you lost your login details send an email to support@isoteksystems.com.



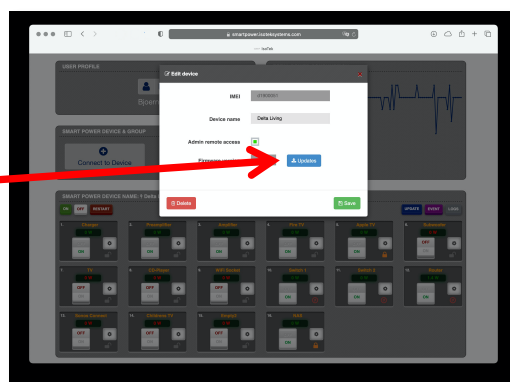
In the appearing window click on

>> UPDATE <<.



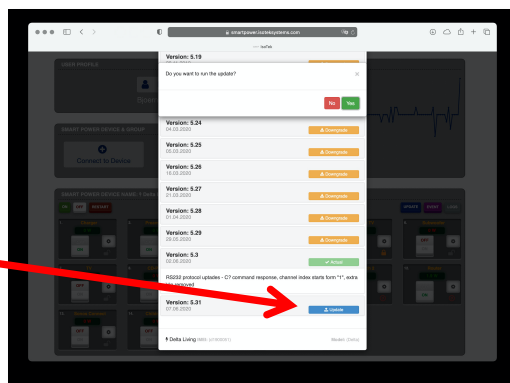
The pop-up window will inform you about the current Firmware Version.

Please click on >> Updates <<.



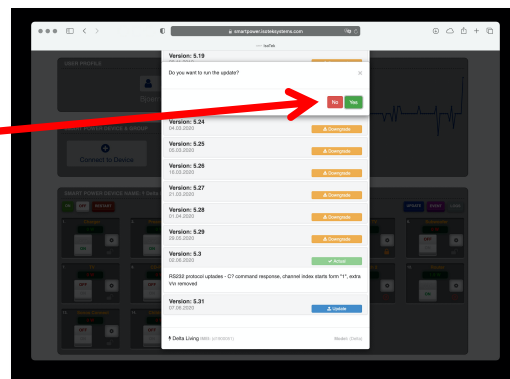
You will now see if a new firmware is available.

If there is, please click on >> Update <<.

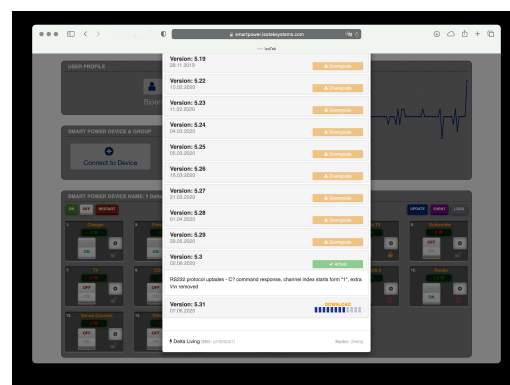


A new pop-up window will ask you if you want to run the update.

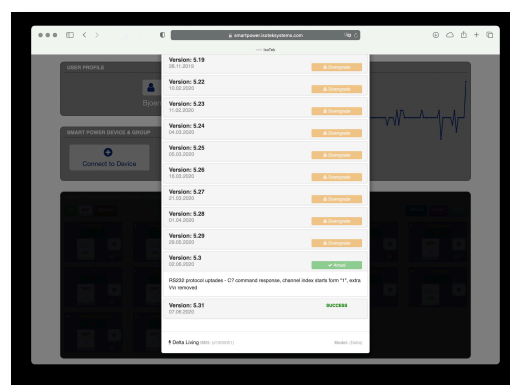
If so, please click >> Yes <<.



The Download will start immediately. Depending on your connection your download / update will most likely only take only a couple seconds.



The SMART Power device will automatically restart in the background.



You can reload your browser page now. It will take some seconds before you are connected again.

Once the SMART Power device has fully restarted, the web interface will appear again.

